

Scaled data based on original data using
LM-79-08 Approved Method: Electrical and Photometric Measurements of Solid-
State Lighting Products

Test Report Prepared for
Cooper Lighting Solutions
(formerly Eaton)

Brand: McGRAW-EDISON

Report Number: P228084

Luminaire Tested: **ISS-AF-XXX-LED-E1-SL2-7030-XXB**

Issue Date: 3/3/2020

Test Information

Test Method: LM-79-08
Report Number: P228084
TEST IS SCALED FROM IESNA LM-79-08 TEST DATA (P29761)
Test Lab: INNOVATION CENTER-P2
Issue Date: 3/3/2020
Manufacturer: COOPER LIGHTING SOLUTIONS (FORMERLY EATON)
Product Line: MCGRAW-EDISON
Catalog Number: ISS-AF-XXX-LED-E1-SL2-7030-XXB
Description: IMPACT ELITE LED QUATER SPHERE LUMINAIRE, EMERGENCY MODE WITH BATTERY BACKPACK BOX LIGHT SQUARE WITH ACCUCLED OPTICS-TYPE II W/SPILL CONTROL
Light Source: (16) 3000K CCT, 70 CRI LEDs
Ballast/Driver: ELECTRONIC DRIVER

Summary

Lumens per Lamp: N/A
Luminaire Lumens: 531 lumens
Efficiency: N/A
Efficacy: 40.8 lumens/watt
Luminous Opening: Rectangular (W 0.5' x L: 0.5' x H: 0')
IES Classification: Type III - Medium - Non-Cutoff
BUG Rating: B0 - U0 - G1

Input Watts (W): 13
Input Voltage (V): 120
Input Current (Ain): NR
Voltage Rise (V): NR
Power Factor: NR
Total Harmonic Distortion (THDi): NR
Frequency (hertz): 60
Stabilization Time: NR
Operation Time: NR
Ambient Temperature (°C): NR
Test Distance: 25 FT

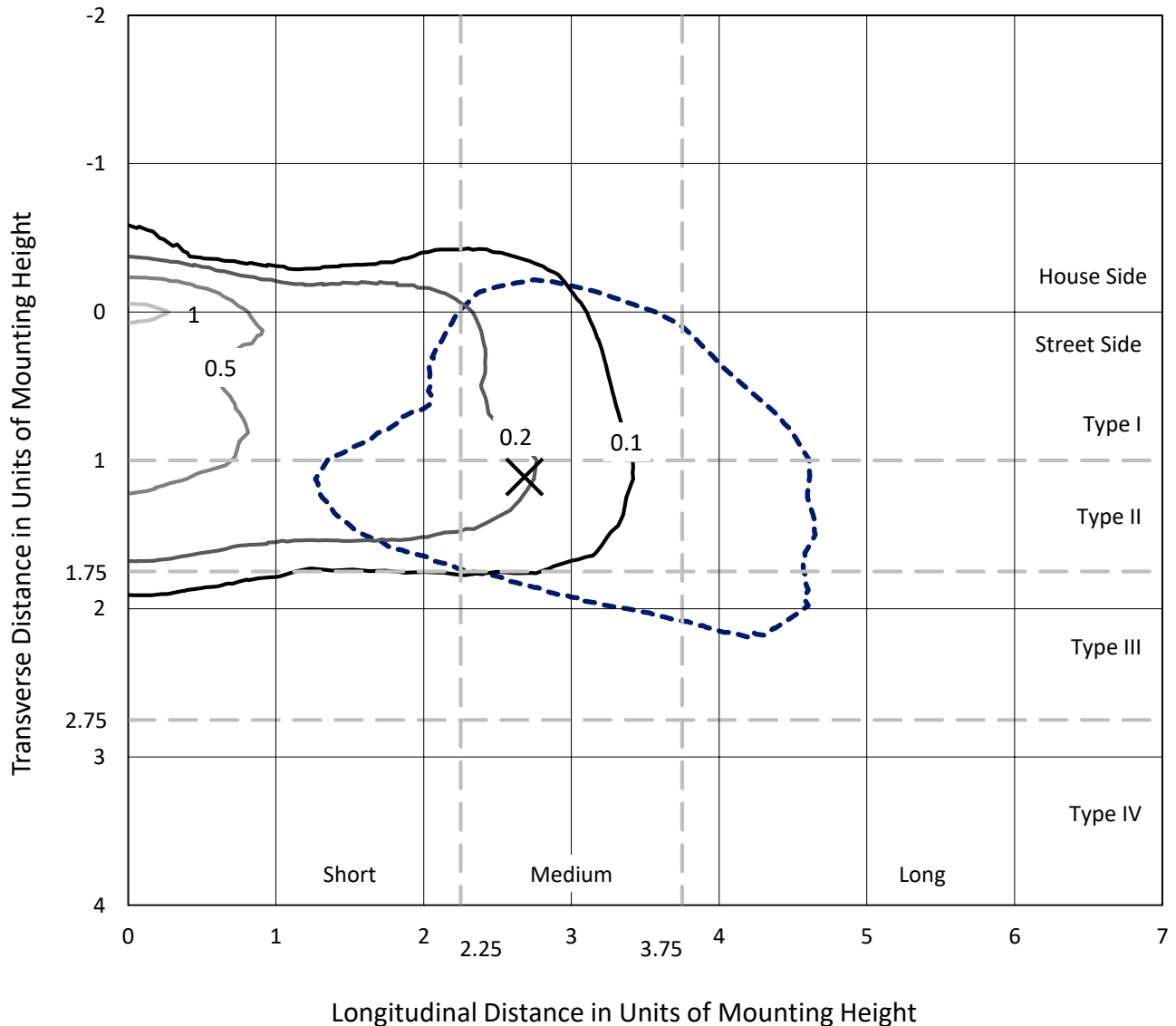


REPORT NUMBER: P228084

CATALOG NUMBER: ISS-AF-XXX-LED-E1-SL2-7030-XXB

Iso-Footcandle Lines of Horizontal Illumination

× Max cd
 - - - 1/2 Max cd

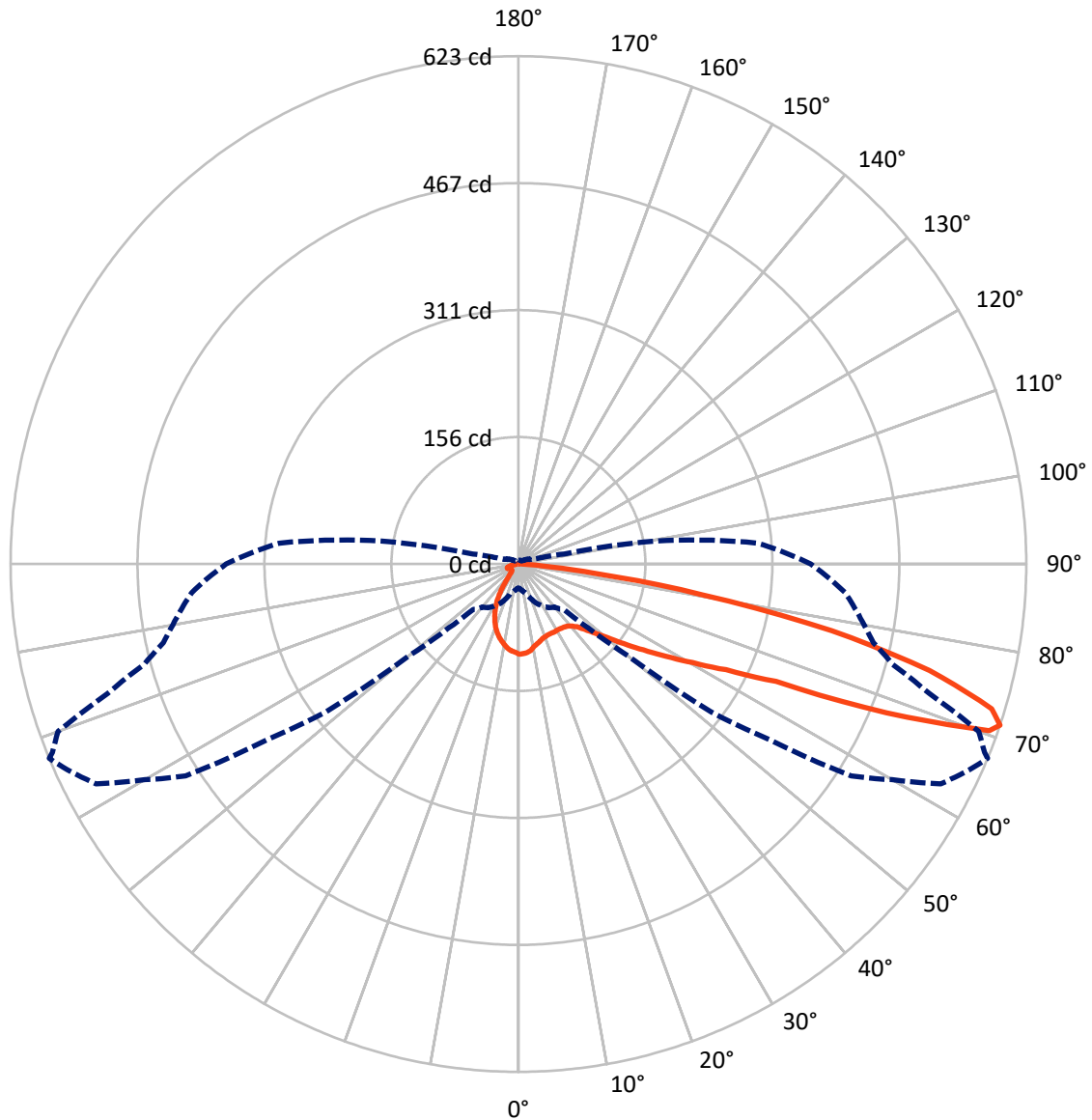


Based on 10 foot mounting height. Maximum calculated value = 1.1 fc
 Type III - Medium - Non-Cutoff

REPORT NUMBER: P228084

CATALOG NUMBER: ISS-AF-XXX-LED-E1-SL2-7030-XXB

Luminous Intensity Polar Plot



— Vertical Plane Through 67.5-Deg Lateral - - - Horizontal Cone Through 71-Deg Vertical

REPORT NUMBER: P228084

CATALOG NUMBER: ISS-AF-XXX-LED-E1-SL2-7030-XXB

FLUX DISTRIBUTION:

		Downward	Upward	Total
House Side	Lumens	89.5	0.0	89.5
	% Fixture	16.9	0.0	16.9
Street Side	Lumens	441.5	0.0	441.5
	% Fixture	83.1	0.0	83.1
Total	Lumens	531.0	0.0	531.0
	% Fixture	100.0	0.0	100.0

Coefficient of Utilization

ZONAL LUMENS:

Zone	Lumens	% Fixture
0°-10°	9.7	1.8
10°-20°	23.1	4.4
20°-30°	31.4	5.9
30°-40°	42.9	8.1
40°-50°	64.7	12.2
50°-60°	102.5	19.3
60°-70°	135.7	25.6
70°-80°	108.1	20.4
80°-90°	12.8	2.4
90°-100°	0.0	0.0
100°-110°	0.0	0.0
110°-120°	0.0	0.0
120°-130°	0.0	0.0
130°-140°	0.0	0.0
140°-150°	0.0	0.0
150°-160°	0.0	0.0
160°-170°	0.0	0.0
170°-180°	0.0	0.0
0°-90°	531.0	100.0
0°-180°	531.0	100.0



REPORT NUMBER: P228084

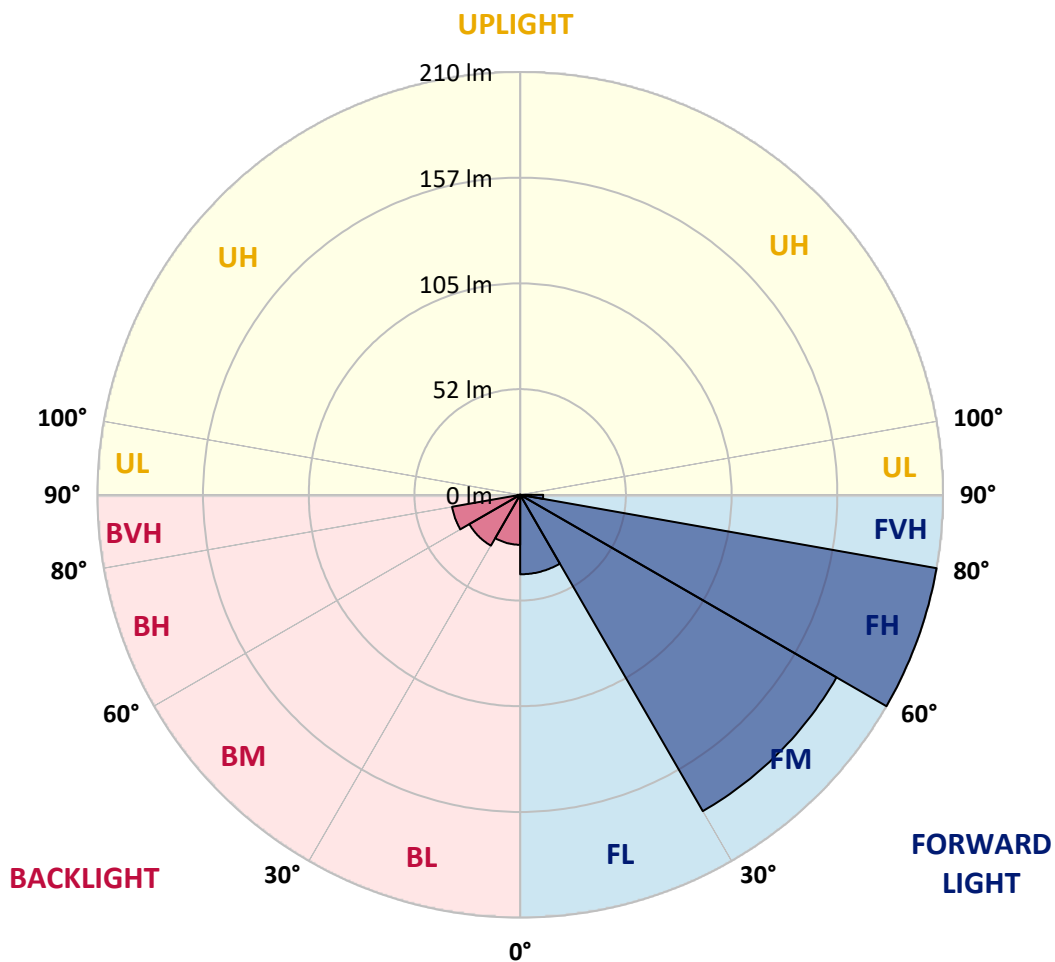
CATALOG NUMBER: ISS-AF-XXX-LED-E1-SL2-7030-XXB

LUMINAIRE CLASSIFICATION SYSTEM LUMEN TABLE AND BUG RATING:

Zone		Lumens	% Fixture	Zone Rating/Lumen Limit		
				B	U	G
FL	(0°-30°)	39.4	7.4			
FM	(30°-60°)	181.1	34.1			
FH	(60°-80°)	209.6	39.5			G0/660
FVH	(80°-90°)	11.4	2.2			G1/100
BL	(0°-30°)	24.8	4.7	B0/110		
BM	(30°-60°)	29.1	5.5	B0/220		
BH	(60°-80°)	34.2	6.4	B0/110		G0/110
BVH	(80°-90°)	1.4	0.3			G0/10
UL	(90°-100°)	0.0	0.0		U0/0	
UH	(100°-180°)	0.0	0.0		U0/0	

BUG Rating: B0-U0-G1

Type III Medium





REPORT NUMBER: P228084

CATALOG NUMBER: ISS-AF-XXX-LED-E1-SL2-7030-XXB

CANDELA DISTRIBUTION (FULL):

	0°	5°	15°	25°	35°	37.5°	40°	42.5°	45°	47.5°	50°
0°	110.7	110.7	110.7	110.7	110.7	110.7	110.7	110.7	110.7	110.7	110.7
2.5°	108.6	108.2	108.2	108.8	109.7	109.0	109.5	109.5	109.7	110.3	110.5
5°	100.6	99.9	100.6	101.4	103.4	103.1	103.6	104.2	105.3	105.5	106.9
7.5°	93.4	93.0	93.6	95.1	97.7	96.9	97.7	98.4	99.7	100.3	101.8
10°	87.9	87.3	88.0	89.2	91.7	91.6	91.9	92.9	94.3	94.7	96.6
12.5°	83.8	83.8	84.1	85.6	87.9	87.7	88.8	89.3	90.6	91.0	93.0
15°	81.7	81.2	81.9	83.2	85.4	85.4	86.2	86.7	88.6	88.8	90.6
17.5°	79.9	80.1	80.3	81.7	83.8	83.4	84.3	84.7	86.7	86.4	88.6
20°	79.9	80.3	80.1	81.0	82.5	81.7	82.9	83.0	85.3	84.7	87.1
22.5°	82.1	82.5	81.9	81.7	82.3	81.7	82.3	82.7	84.3	84.0	86.2
25°	86.0	86.7	86.0	84.7	84.1	82.7	83.0	83.6	84.9	84.0	86.0
27.5°	92.1	92.7	91.4	90.1	87.5	85.8	85.3	85.1	86.6	85.1	86.7
30°	99.2	99.9	98.8	96.4	92.7	89.9	88.8	88.2	89.2	86.9	88.6
32.5°	106.8	107.5	106.8	104.9	99.9	95.8	94.3	93.0	93.8	90.8	91.6
35°	114.5	115.3	116.0	114.9	108.4	103.8	101.4	100.3	100.1	96.4	96.6
37.5°	121.4	122.1	124.6	125.7	119.7	113.4	111.2	108.8	109.0	103.8	103.8
40°	129.7	130.7	133.8	136.4	132.5	124.9	122.3	119.7	119.7	112.9	113.1
42.5°	141.1	142.2	144.2	147.7	146.4	138.6	135.9	132.3	132.7	124.6	124.4
45°	157.0	157.7	157.7	160.0	160.1	152.7	150.9	147.4	148.1	137.7	138.3
47.5°	177.8	176.8	173.1	174.4	175.9	168.1	166.4	164.2	165.1	154.0	155.1
50°	197.0	196.3	188.7	189.1	194.4	186.5	185.9	183.1	184.4	173.3	175.0
52.5°	204.3	203.0	195.4	199.4	214.5	210.0	210.9	209.6	210.4	198.5	198.1
55°	196.1	196.1	191.5	198.9	229.5	231.9	239.5	242.4	245.6	233.7	231.1
57.5°	173.5	175.0	175.7	188.9	227.1	237.4	251.9	264.5	280.6	279.9	283.8
60°	136.0	138.6	142.9	164.4	216.7	233.7	252.4	271.4	293.6	307.9	329.0
62.5°	95.5	97.7	101.2	116.0	186.5	215.7	242.8	271.9	300.3	322.7	350.5
65°	64.9	67.1	74.5	82.7	112.5	155.1	196.5	244.7	287.8	329.6	367.0
67.5°	46.7	48.0	53.8	67.5	74.9	82.7	98.1	154.8	208.0	291.9	346.6
70°	35.0	36.3	41.5	56.7	65.8	67.8	71.5	81.6	95.1	164.0	235.8
71°	29.3	31.1	37.4	53.4	65.4	67.1	68.8	74.7	79.1	116.0	175.0
72.5°	20.6	21.9	27.8	49.3	62.8	66.7	70.6	70.4	70.1	79.1	105.8
75°	13.2	13.2	13.2	27.8	67.1	64.7	66.2	74.1	70.1	66.5	69.7
77.5°	10.4	10.2	9.6	13.9	52.5	65.6	69.5	71.5	75.4	69.5	66.4
80°	7.8	7.6	7.6	8.7	24.3	42.4	58.8	65.2	68.0	74.0	67.5
82.5°	4.1	4.1	4.4	5.2	9.1	14.8	30.4	50.0	56.0	56.3	56.9
85°	1.3	1.1	1.5	2.4	3.9	4.8	8.5	20.2	30.0	36.3	38.4
87.5°	0.0	0.0	0.0	0.0	0.0	0.0	0.0	0.6	0.7	1.3	1.7
90°	0.0	0.0	0.0	0.0	0.0	0.0	0.0	0.0	0.0	0.0	0.0



REPORT NUMBER: P228084

CATALOG NUMBER: ISS-AF-XXX-LED-E1-SL2-7030-XXB

CANDELA DISTRIBUTION (continued):

	52.5°	55°	57.5°	60°	62.5°	65°	67.5°	68°	70°	72.5°	75°
0°	110.7	110.7	110.7	110.7	110.7	110.7	110.7	110.7	110.7	110.7	110.7
2.5°	109.9	110.7	110.1	110.8	109.9	111.0	110.1	110.7	110.8	110.1	111.0
5°	106.0	108.2	107.5	109.2	108.4	109.9	109.2	110.7	110.7	110.1	111.4
7.5°	101.2	103.4	103.6	105.3	105.3	107.1	107.1	108.6	109.4	109.4	111.2
10°	96.4	98.4	98.8	100.6	101.0	103.2	103.2	105.3	106.8	107.3	109.5
12.5°	92.7	95.3	95.3	97.3	96.9	100.3	100.6	102.5	104.0	105.3	108.2
15°	90.5	92.9	92.9	94.9	94.5	97.9	98.4	100.3	102.5	103.2	107.3
17.5°	88.2	90.6	90.1	92.9	92.7	96.4	96.0	98.8	100.6	101.8	106.4
20°	86.4	89.2	88.8	91.6	90.8	94.9	94.9	97.7	99.5	100.5	105.8
22.5°	85.4	88.4	87.7	90.5	89.9	94.0	94.0	96.8	98.8	100.3	105.6
25°	85.4	88.0	87.3	90.5	89.5	94.0	93.8	96.6	98.6	99.9	105.8
27.5°	85.8	88.4	87.9	90.8	90.1	94.0	94.3	96.8	98.8	100.3	106.2
30°	87.1	89.5	88.2	91.0	90.5	94.2	94.0	96.6	98.6	100.5	106.2
32.5°	89.9	91.2	89.5	91.9	90.8	94.5	94.5	96.4	98.8	101.0	106.2
35°	93.8	94.7	92.1	93.8	91.7	95.5	95.3	97.3	99.2	101.0	106.6
37.5°	99.3	100.5	96.4	97.9	94.5	97.5	96.8	99.2	101.0	102.1	108.4
40°	107.7	108.1	102.7	103.8	99.2	101.8	99.9	103.2	104.2	104.9	111.2
42.5°	117.9	118.3	111.4	112.1	106.2	108.4	105.3	108.8	110.1	109.9	116.8
45°	130.5	130.7	122.9	123.4	116.6	118.4	114.5	117.5	118.4	117.9	124.9
47.5°	144.2	145.7	137.0	137.7	130.5	131.4	126.6	129.9	129.9	129.4	136.6
50°	162.4	164.6	154.4	155.5	147.2	147.9	142.3	145.9	145.5	144.0	152.2
52.5°	185.0	187.0	176.3	177.8	168.9	169.2	162.4	166.4	165.3	162.9	172.4
55°	212.6	212.8	202.8	204.1	195.2	194.6	186.1	191.1	189.4	186.1	194.8
57.5°	256.9	251.5	235.0	234.7	225.0	224.3	213.3	219.5	216.7	209.6	221.1
60°	328.3	329.9	287.8	281.4	263.4	260.0	245.6	252.6	249.3	237.8	249.1
62.5°	368.5	395.0	392.4	369.0	322.7	310.1	285.6	294.0	285.3	268.4	279.0
65°	398.3	434.3	455.0	477.5	456.7	405.2	347.3	359.0	337.7	305.6	315.8
67.5°	409.4	452.8	496.6	528.4	550.1	554.0	487.1	490.3	437.8	373.7	375.0
70°	351.2	415.2	500.8	541.2	584.2	605.4	612.4	609.1	575.1	484.3	449.7
71°	297.7	375.1	483.8	528.8	583.9	604.2	622.8	616.5	600.7	528.2	475.1
72.5°	201.7	299.0	433.9	491.0	564.4	579.2	607.0	595.9	592.6	561.1	498.8
75°	94.9	149.0	282.3	368.7	477.6	491.9	521.0	507.3	498.6	509.3	474.5
77.5°	69.9	81.4	155.0	229.1	347.3	367.5	392.6	375.7	364.6	375.3	351.1
80°	63.6	63.9	80.3	120.8	207.2	219.3	228.7	215.0	198.1	197.4	175.0
82.5°	58.6	55.4	52.1	63.9	106.2	101.0	93.4	86.6	67.3	53.9	38.9
85°	37.3	40.8	37.1	35.0	42.3	34.8	27.6	26.5	18.7	12.6	11.7
87.5°	2.6	3.0	3.5	4.1	5.0	4.1	2.6	3.2	1.9	0.0	0.9
90°	0.0	0.0	0.0	0.0	0.0	0.0	0.0	0.0	0.0	0.0	0.0



REPORT NUMBER: P228084

CATALOG NUMBER: ISS-AF-XXX-LED-E1-SL2-7030-XXB

CANDELA DISTRIBUTION (continued):

	77.5°	80°	85°	90°	95°	100°	102.5°	105°	107.5°	110°	112.5°
0°	110.7	110.7	110.7	110.7	110.7	110.7	110.7	110.7	110.7	110.7	110.7
2.5°	109.7	110.7	111.0	110.8	110.5	110.1	108.8	109.7	108.4	109.4	108.2
5°	110.3	111.6	111.8	111.4	111.0	110.3	108.1	109.4	107.9	108.6	106.9
7.5°	110.1	112.1	112.3	112.0	111.2	109.9	107.7	108.6	106.2	106.8	104.5
10°	109.2	112.1	112.3	111.4	110.3	108.2	105.6	106.0	103.6	103.6	100.6
12.5°	108.2	111.8	112.7	111.4	109.5	106.8	103.8	103.4	100.6	100.5	97.1
15°	108.2	112.1	113.4	111.8	109.0	105.1	101.6	100.8	97.7	96.8	93.0
17.5°	108.1	112.1	114.0	111.8	108.4	103.4	99.0	98.2	94.2	92.7	88.4
20°	107.9	112.5	114.4	111.4	106.8	101.4	96.4	94.9	90.5	88.0	83.0
22.5°	107.7	113.2	114.7	111.0	105.6	98.8	93.6	91.0	85.8	82.7	76.7
25°	108.6	114.2	114.9	110.7	104.0	96.0	90.5	86.9	81.2	77.1	70.1
27.5°	109.0	115.1	115.3	109.9	101.9	93.0	87.1	82.3	75.8	70.8	62.8
30°	110.1	115.3	114.7	108.4	99.5	89.3	83.2	77.3	70.1	63.6	54.1
32.5°	110.5	115.8	114.4	106.8	97.1	85.6	78.8	71.9	63.2	55.6	44.1
35°	111.2	116.2	114.0	105.8	94.5	81.7	74.1	66.4	56.3	46.7	33.5
37.5°	112.3	117.9	114.9	105.5	93.2	78.4	69.0	60.6	48.2	36.9	22.2
40°	115.1	121.2	116.6	106.0	92.3	75.6	63.9	54.7	38.9	27.2	15.4
42.5°	120.7	127.0	120.8	108.8	92.9	73.2	58.8	48.4	29.5	19.5	12.8
45°	129.0	134.4	127.9	113.4	95.1	71.9	53.9	41.9	21.1	15.6	11.7
47.5°	141.2	146.4	138.3	120.8	99.0	71.4	48.9	35.0	16.3	14.1	11.3
50°	157.4	163.5	153.3	132.5	106.2	71.9	43.6	28.5	14.3	13.7	11.1
52.5°	177.2	183.1	172.9	149.8	118.1	75.1	37.8	24.8	13.5	13.5	10.9
55°	199.6	208.0	198.0	173.7	136.4	81.9	34.3	23.5	13.5	13.7	10.8
57.5°	226.1	233.2	224.3	196.7	158.5	93.2	34.7	24.8	13.5	13.7	10.6
60°	252.1	260.8	250.6	225.9	183.7	110.3	42.3	31.5	14.1	14.3	10.6
62.5°	279.1	285.8	277.5	251.5	212.2	131.4	57.5	45.6	16.3	16.9	11.3
65°	308.8	319.7	311.0	289.7	252.6	165.1	86.4	68.4	24.1	19.6	12.4
67.5°	360.1	364.6	360.3	340.9	299.9	192.9	102.9	69.5	24.1	19.1	13.9
70°	429.6	419.6	400.5	364.2	304.9	173.1	73.8	42.4	20.6	18.2	14.6
71°	445.8	430.4	402.2	358.5	294.5	156.3	57.3	33.5	19.3	17.8	14.6
72.5°	455.6	432.6	390.0	341.6	274.1	123.1	37.8	26.3	17.6	16.9	14.1
75°	442.8	400.4	344.4	295.6	224.5	63.9	23.7	20.0	15.0	14.6	12.2
77.5°	351.6	314.4	254.1	214.8	144.4	28.4	17.1	15.2	11.9	11.5	9.5
80°	164.0	131.6	77.1	66.2	45.4	16.7	11.7	10.4	8.5	8.2	6.7
82.5°	29.8	22.4	17.4	16.9	15.2	9.8	6.9	6.3	5.4	5.2	4.3
85°	10.2	9.8	7.4	7.4	7.6	5.2	3.9	3.7	2.8	2.8	1.9
87.5°	0.2	0.9	0.9	1.3	1.1	0.9	0.4	0.6	0.2	0.6	0.0
90°	0.0	0.0	0.0	0.0	0.0	0.0	0.0	0.0	0.0	0.0	0.0



REPORT NUMBER: P228084

CATALOG NUMBER: ISS-AF-XXX-LED-E1-SL2-7030-XXB

CANDELA DISTRIBUTION (continued):

	115°	117.5°	120°	122.5°	125°	127.5°	130°	135°	145°	155°	165°
0°	110.7	110.7	110.7	110.7	110.7	110.7	110.7	110.7	110.7	110.7	110.7
2.5°	109.2	107.7	109.0	107.7	108.4	106.9	107.9	107.3	107.3	106.8	106.4
5°	107.5	105.6	106.6	105.1	105.8	103.6	104.2	103.2	101.4	100.3	98.8
7.5°	105.1	102.3	103.1	100.8	101.4	98.4	99.0	97.3	93.8	91.6	89.3
10°	100.8	98.2	98.4	95.6	95.5	92.5	91.9	89.7	84.5	80.8	77.8
12.5°	96.6	93.6	93.2	89.9	89.3	85.8	85.1	81.6	74.0	66.7	62.1
15°	92.1	88.4	87.3	83.8	81.7	78.8	76.7	71.5	60.6	51.2	45.0
17.5°	87.1	82.3	80.6	76.5	73.6	69.1	66.2	59.1	45.0	34.8	30.6
20°	80.6	75.4	72.5	67.3	63.4	58.0	54.3	45.2	30.0	24.8	24.3
22.5°	73.4	67.3	63.6	57.1	52.3	46.5	40.6	30.6	21.3	20.2	20.9
25°	65.8	58.2	53.4	45.4	38.9	32.3	26.7	20.4	17.4	17.2	18.3
27.5°	56.7	48.0	41.1	31.7	25.8	20.6	18.2	16.1	14.8	15.0	16.1
30°	46.7	35.4	28.2	19.8	17.2	15.0	14.6	13.9	13.3	13.7	14.5
32.5°	34.8	22.6	18.2	14.3	14.1	12.8	13.2	12.8	12.6	12.8	13.3
35°	23.5	15.0	14.3	12.2	12.6	11.7	12.2	12.0	11.9	11.9	12.2
37.5°	16.3	12.4	12.8	11.3	11.9	11.1	11.7	11.5	11.3	11.1	11.3
40°	13.5	11.3	11.9	10.8	11.3	10.6	11.1	10.9	10.8	10.4	10.4
42.5°	12.4	10.8	11.3	10.2	10.9	10.0	10.8	10.4	10.0	9.6	9.8
45°	12.0	10.4	10.9	9.8	10.6	9.6	10.2	10.0	9.3	9.1	9.3
47.5°	11.7	10.2	10.8	9.6	10.2	9.3	9.8	9.5	8.7	8.5	8.7
50°	11.5	9.8	10.4	9.3	9.8	9.1	9.5	9.1	8.3	8.2	8.2
52.5°	11.3	9.6	10.2	8.9	9.5	8.3	8.9	8.5	7.8	7.6	7.6
55°	11.3	9.5	9.8	8.5	9.1	8.0	8.3	8.0	7.6	7.2	7.2
57.5°	11.1	9.1	9.6	8.2	8.5	7.6	8.0	7.6	7.0	6.9	6.9
60°	11.1	8.9	9.5	8.0	8.3	7.2	7.6	7.2	6.7	6.5	6.5
62.5°	11.7	9.3	9.6	8.2	8.3	7.2	7.4	6.9	6.3	6.3	6.1
65°	12.8	10.4	10.4	8.5	8.5	7.2	7.4	6.7	5.9	5.9	5.9
67.5°	13.9	11.5	11.3	9.1	8.9	7.2	7.2	6.3	5.6	5.6	5.6
70°	14.6	12.0	11.7	9.3	8.9	7.0	6.9	5.9	5.2	5.2	5.2
71°	14.5	12.0	11.5	9.1	8.5	6.7	6.7	5.7	5.0	5.0	4.8
72.5°	13.7	11.3	10.8	8.5	8.2	6.3	6.3	5.4	4.6	4.6	4.4
75°	11.7	9.6	9.1	7.2	6.9	5.6	5.4	4.4	4.1	3.9	3.9
77.5°	9.1	7.6	7.0	5.7	5.6	4.4	4.3	3.7	3.3	3.3	3.2
80°	6.5	5.4	5.0	3.9	3.5	3.0	3.2	2.8	2.6	2.6	2.4
82.5°	3.9	2.8	2.8	2.2	2.4	1.9	2.0	2.0	1.9	1.5	1.5
85°	2.0	1.3	1.7	0.9	1.3	0.6	0.9	0.7	0.7	0.6	0.6
87.5°	0.4	0.0	0.2	0.0	0.2	0.0	0.0	0.0	0.0	0.0	0.0
90°	0.0	0.0	0.0	0.0	0.0	0.0	0.0	0.0	0.0	0.0	0.0



REPORT NUMBER: P228084

CATALOG NUMBER: ISS-AF-XXX-LED-E1-SL2-7030-XXB

CANDELA DISTRIBUTION (continued):

	175°	180°
0°	110.7	110.7
2.5°	105.3	105.5
5°	98.1	98.4
7.5°	87.7	88.2
10°	75.3	75.6
12.5°	59.3	59.3
15°	41.5	41.9
17.5°	29.1	29.3
20°	24.5	24.7
22.5°	21.9	22.1
25°	19.5	19.6
27.5°	16.9	17.1
30°	15.2	15.4
32.5°	13.7	13.9
35°	12.4	12.4
37.5°	11.5	11.5
40°	10.6	10.6
42.5°	10.0	10.0
45°	9.5	9.5
47.5°	8.9	8.9
50°	8.3	8.5
52.5°	7.8	7.8
55°	7.2	7.2
57.5°	6.7	6.9
60°	6.3	6.3
62.5°	5.9	5.9
65°	5.7	5.7
67.5°	5.4	5.4
70°	5.0	5.0
71°	4.8	4.8
72.5°	4.4	4.4
75°	3.9	3.7
77.5°	3.2	3.2
80°	2.4	2.2
82.5°	1.5	1.3
85°	0.6	0.4
87.5°	0.0	0.0
90°	0.0	0.0

(END OF REPORT)